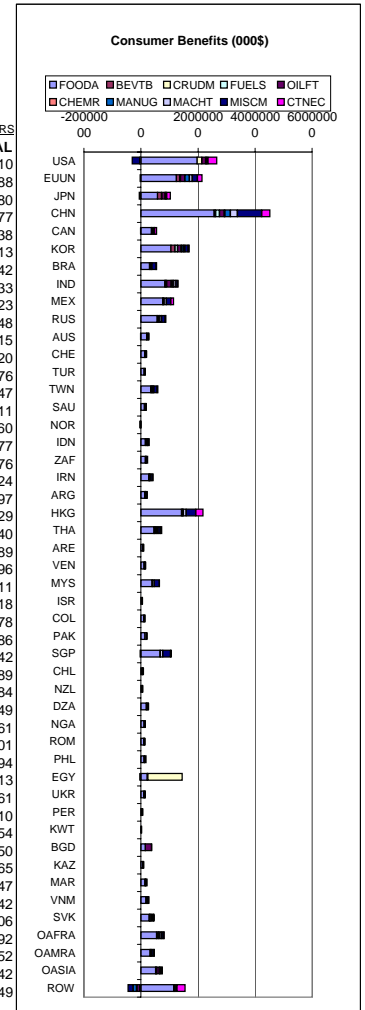


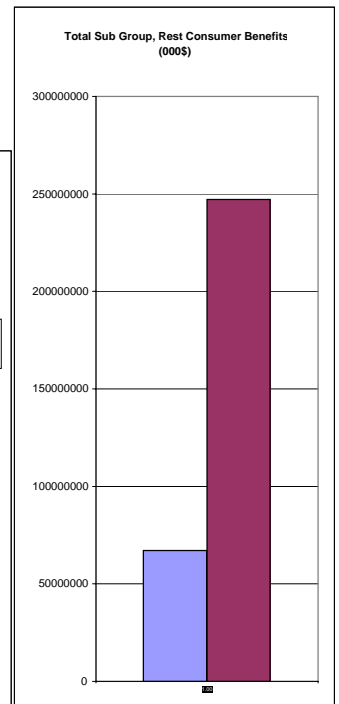
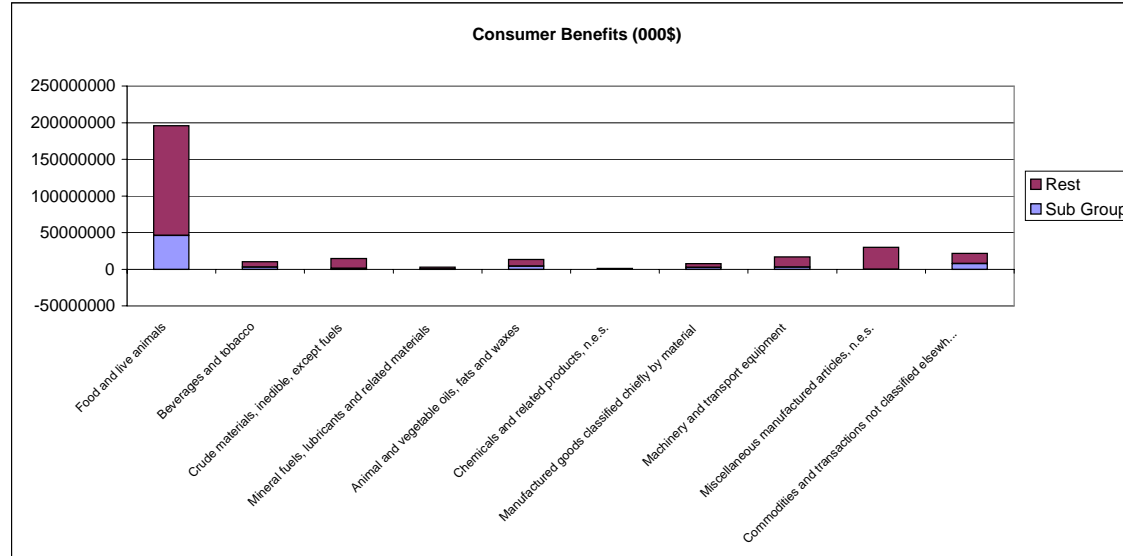
Consumer Benefits (Consumer Surplus Change) Estimate (000\$)

Scenario: **World free trade**

Sub Grp	Food and live animals	Beverages and tobacco	Crude materials, inedible, except fuels		Mineral fuels, lubricants and related materials	Animal and vegetable oils, fats and waxes	Chemicals and related products, n.e.s.	Manufactured goods classified chiefly by material	Machinery and transport equipment	Miscellaneous manufactured articles, n.e.s.	Commodities and transactions not classified elsewhere in the SITC	ALL SECTORS
			FOODA	BEVTB								
United States	1 USA	19729713	-217897	1694931	-117451	1329374	-31697	289944	507860	-2653888	3121322	23652210
European Union (25)	1 EUUN	12474723	1237034	-206632	149933	1567071	10649	1568488	988137	1794577	1701308	21285288
Japan	1 JPN	5774731	1516349	-189204	69409	1157229	-9352	171874	391099	-426319	1382065	9837880
China	0 CHN	25684717	477993	35892	1394471	1689020	162448	1894727	2472397	8530402	2909011	45251077
Canada	1 CAN	3665540	-33520	-83783	-6295	228616	227	149399	491986	218953	807214	5438338
Korea, Rep.	0 KOR	10521938	1431962	22326	927477	1237398	49833	745271	549620	1143509	391380	17020713
Brazil	0 BRA	3020479	88325	5580	43470	25333	3642	371807	364150	1401866	241590	5566242
India	0 IND	8365205	308740	43402	311274	1562273	578783	413448	678424	699035	101549	13062133
Mexico	0 MEX	7640783	279609	-1149	46661	99499	5855	116079	750752	1631941	989493	11559523
Russian Fed.	0 RUS	5739351	348753	70401	120240	41929	23898	299072	604996	1229015	359293	8836948
Australia	1 AUS	1951508	-52872	-32371	-3522	-11226	-3524	26471	184371	451041	297439	2807315
Switzerland	1 CHE	1338945	81379	-40723	3852	44455	206	323826	99937	96605	152439	2100920
Turkey	0 TUR	1041388	453905	8712	87553	40392	24948	24957	1653	6744	-1875	1688376
Taiwan, China	0 TWN	3403526	339233	95	92189	327591	-863	148291	283008	1129258	272021	5994347
Saudi Arabia	0 SAU	1244715	37526	43839	9409	7957	1981	101620	165352	338631	79982	23010111
Norway	1 NOR	-181806	1544	-22765	69580	7848	977	-5529	-45164	-28621	-36925	-240860
Indonesia	0 IDN	1594148	45271	101469	33652	356210	653	188407	221597	435815	43155	30203777
South Africa	0 ZAF	1580845	33258	9758	2184	110199	338	83714	210442	176975	31964	2450876
Iran, Islamic Rep.	0 IRN	2819199	198448	-3704	5091	55527	24586	118741	373365	688524	60648	4304224
Argentina	0 ARG	1291555	16188	1243	15122	2717	563	138646	210977	536152	94633	23077977
Hong Kong, China	0 HKG	14227857	277542	37516	23306	118425	7177	244324	919728	3452630	2540125	21848629
Thailand	0 THA	4574059	283682	72942	59172	351577	4992	150513	494562	849594	504946	7346040
United Arab Emir.	0 ARE	820834	-5817	31667	7765	12066	337	32381	86145	208091	46522	1039989
Venezuela	0 VEN	1106306	82917	10123	8502	7314	14620	64262	116621	265905	65825	1742396
Malaysia	0 MYS	3849977	-17695	0	6370	-15429	-6429	139527	743410	1746829	152250	6598811
Israel	0 ISR	396686	53010	-5775	10325	38413	39	3221	58086	62782	29931	646718
Colombia	0 COL	958147	67497	1825	8330	9979	8499	59546	136313	191245	48396	1489778
Pakistan	0 PAK	1439745	58798	3622	14942	237160	623	78866	138093	249281	21556	2242686
Singapore	0 SGP	6690139	-34331	-6166	-2638	-235629	-3840	150574	889053	2718938	318442	10484542
Chile	0 CHL	428090	13164	-1350	17216	135660	915	63555	57463	193739	36838	945289
New Zealand	1 NZL	458680	-5995	-10274	509	15476	-1108	12174	32036	160901	113784	776184
Algeria	0 DZA	1847812	290740	1333	673	5582	15554	28451	180013	299226	81064	2750449
Nigeria	0 NGA	1092511	147595	5199	5174	55226	6645	46969	168287	96477	25478	1649561
Romania	1 ROM	1021755	139109	103785	10668	7366	2917	23697	57237	60813	69656	1497001
Philippines	0 PHL	1126134	97909	-2753	13742	113791	323	41675	89613	384666	35494	1900594
Egypt, Arab Rep.	0 EGY	2185739	244495	12101288	-83040	-48090	-23747	-35695	-28221	-107691	1675	14206713
Ukraine	0 UKR	990767	110666	-28090	6185	54528	640	70125	110607	212543	96091	1624061
Peru	0 PER	456134	47397	-22	7502	62162	3289	36776	50486	50893	30993	745610
Kuwait	0 KWT	158007	-2543	-1056	3386	4528	155	8383	17681	52952	10860	252354
Bangladesh	0 BGD	1508983	22235	347	-26714	2274768	-1594	-9193	84656	38890	2772	3895150
Kazakhstan	0 KAZ	664606	18164	3870	7503	26790	1263	27122	110685	150065	37498	1047565
Morocco	0 MAR	1417318	242204	-477	11976	10301	4385	90829	378685	9411	98515	2263147
Vietnam	0 VNM	1714012	159886	75358	-4025	57634	6181	21890	349126	380467	105513	2866042
Slovak Rep.	0 SVK	2940351	66759	60006	-5373	170705	56	183356	473312	559533	206901	4655606
Other Africa	0 OAFRA	5446321	630183	63252	33044	134226	35260	143671	644170	748843	447724	8326692
Other America	0 OAMRA	3177804	219861	12388	13285	110444	7177	90014	297109	633646	244525	4806252
Other Asia	0 OASIA	5134724	222915	189709	4605	978382	18922	62938	367421	507193	112672	7605842
Rest of World	0 ROW	11506356	225636	505320	-366986	-1052067	-23889	-1299510	387613	-1817407	2928722	10994149
All countries/regions	WORLD	195768253	10247210	14680902	3039700	13520501	923515	7706415	16914945	29760670	21696472	314258583



Sub Grp	Food and live animals	Beverages and tobacco	Crude materials, inedible, except fuels		Mineral fuels, lubricants and related materials	Animal and vegetable oils, fats and waxes	Chemicals and related products, n.e.s.	Manufactured goods classified chiefly by material	Machinery and transport equipment	Miscellaneous manufactured articles, n.e.s.	Commodities and transactions not classified elsewhere in the SITC	ALL SECTORS
			FOODA	BEVTB								
9 Sub Group	46233787	2665132	1212963	176683	4346209	-30704	2560345	2707498	-325938	7608301	67154276	
39 Rest	149534466	7582079	13467939	2863017	9174293	954219	5146070	14207446	30086607	14088171	247104307	



Data year: 2005
Solution: free
Solution Description: World free trade

Here the world results have been divided into a sub group of 9 countries and the rest. The countries in the sub group are marked with 1's in the second column of the table.